



District Report Card: 2017


State: Maharashtra	District: Hingoli
Class: 3	Subject: Language
Schools: 61	Students: 1363


Participation/Coverage


Students

GENDER 	Boys		Girls	
	Number	%	Number	%
	728	53.41	635	46.59

AREA 	Rural		Urban	
	Number	%	Number	%
	1139	83.57	224	16.43

CATEGORY 	SC		ST		OBC		GEN	
	Number	%	Number	%	Number	%	Number	%
	267	19.59	105	7.70	422	30.96	569	41.75

CWSN 	LD	VI	HI	S&LD	ID	Oth
	0	4	0	4	2	47

Management 	Government		Government-aided	
	Number	%	Number	%
	1021	74.91	342	25.09

Average Performance of Students in Language (%)

Overall	Gender		Area		Management		Social Group			
	Male	Female	Rural	Urban	Govt.	Aided	SC	ST	OBC	GEN
75.85	76.90	74.65	76.53	72.35	75.68	76.35	77.93	73.02	75.04	75.99

Performance on Learning Outcomes (LOs)

Learning Outcomes	Description	Average Performance(%)
L304	Reads small texts with comprehension i.e., identifies main ideas, details, sequence and draws conclusions	77.99
L312	Reads printed scripts on the classroom walls: poems, posters, charts etc.	71.56

Range of Performance of Students who Answered Correctly							
Below 30%		30% - 50%		50% - 75%		Above 75%	
Number	%	Number	%	Number	%	Number	%
35	2.57	123	9.02	445	32.65	760	55.76

Lowest Performing Learning Outcomes (LOs)

- 1 - Reads printed scripts on the classroom walls: poems, posters, charts etc. (71.56)
- 2 - Reads small texts with comprehension i.e., identifies main ideas, details, sequence and draws conclusions (77.99)